

Skirting adhesive scrim tape for coarse textile flooring and substrates

UZIN BULLRAN 45

Dry adhesive for textile flooring bases with very coarse backing or on textured substrates

MAIN APPLICATION FIELD:

- ▶ fleece backing
- ▶ synthetic double backing
- ▶ textile secondary backing
- ▶ latex foam backing
- ▶ needle punch
- ▶ Kugelgarn
- ▶ woven textile flooring

SUITABLE ON / FOR:

- ▶ breeze / plaster
- ▶ brickwork
- ▶ metal (untreated)
- ▶ painted surfaces
- ▶ plastics
- ▶ wood
- ▶ concrete
- ▶ ceramics
- ▶ gypsum (primed)
- ▶ wallpaper*
- ▶ levelling compound (primed)

*see application notes



PRODUCT BENEFITS/FEATURES:

Special adhesive tape for installing textile floor skirting with a variety of backing structures. Bullran ensures the quick and solvent-free installation for interior areas according to TRGS 610.

- ▶ High-performance adhesive for needle punch, web and fleece backing
- ▶ Does not become brittle, providing a strong and permanent bond
- ▶ Clean and fast



TECHNICAL DATA:

Packaging	carton
Pack size	4 rolls
Shelf life	min. 24 months
Color	transparent with green laid scrim
Open time	unlimited
Setting time / cure time	none
Ready for foot traffic	immediately after installation
Roll width	45 mm
Roll length	25 m
Minimum application temperature	15 ° C at ground level
Loadable	immediately after installation
Joint sealing	immediately after installation

*At 20 °C and 65% relative humidity.



for whipped carpet skirting 50 – 60 mm
ON substrates up to 3 mm structure

SUBSTRATE PREPARATION:

- ▶ The substrate must be permanently dry, hard, load-bearing, flat, free from grease, dust and silicon, in accordance with the respective national standards (EN, DIN, VOB, OE, SIA).
- ▶ Wallpapers must be firmly bonded.
- ▶ Bind dust with a solvent-free primer (e. g. UZIN PE 260).
- ▶ Ensure the floor covering and Bullran 45 are free from contortions before installing. Allow the floor covering (and Bullran 45) to acclimatise sufficiently according to the manufacturers recommendations.

APPLICATION:

1) Apply Bullran

- ▶ Fit Bullran 45 on the back of whipped carpet skirting (by hand or quick and easy with the contact applicator)



2) Bond skirting to the wall

- ▶ Pull off the protective paper continuously
- ▶ Position the carpet skirting without twisting



3) Bond skirting to the wall

- ▶ Tap in everywhere using a rubber mallet







4) External Edges

- ▶ Before removing the protective paper, pre-bend the carpet skirting at the internal / external corners (to relieve tension in the skirting)



CONSUMPTION INFORMATION:

Contact Applicator:



IMPORTANT NOTES:

Storage:

Store on protected cut area, in a dry, cool area without exposure to direct sunlight.

UZIN grants a 5-year warranty for all properties claimed in the installation instructions.

- ▶ Follow the generally acknowledged rules of the trade and of technology for the installation of floor covering of the respective applicable standards (EN, DIN, VOB, OE, SIA) In all cases, some adhesion tests must be carried out on-site before carrying out the installation.

The warranty becomes void if:

- ▶ unusual influences, and in particular those of a chemical or mechanical nature, affect the product.
- ▶ used or processed differently than stated in the installation instructions.
- ▶ Bullran 45 is used on stairs.
- ▶ moisture affects Bullran 45.
- ▶ installation was performed below 15 °C (on the wall).
- ▶ Bullran 45 is used in areas with increased humidity or thermal exposures (e. g. conservatories).

SEALS OF QUALITY & ECOLABELS:

- ▶ EMICODE EC 1 PLUS / Very low emission
- ▶ DE-UZ 113 / Environmentally friendly because of low emissions

COMPOSITION:

Acrylic copolymers, wetting and defoaming agents, laid scrims, paper.

PROTECTION OF THE WORKPLACE AND THE ENVIRONMENT:

The product does not require any special labour protection measures. For reasons of working hygiene, we recommend avoiding eating, drinking and smoking during processing of this product. Store out of the reach of children. For more information refer to www.uzin.com or contact +49 731 4097-0.

DISPOSAL:

Empty shells and the cardboard packaging can be recycled. Material remnants can be disposed of as household waste.